



vidrala


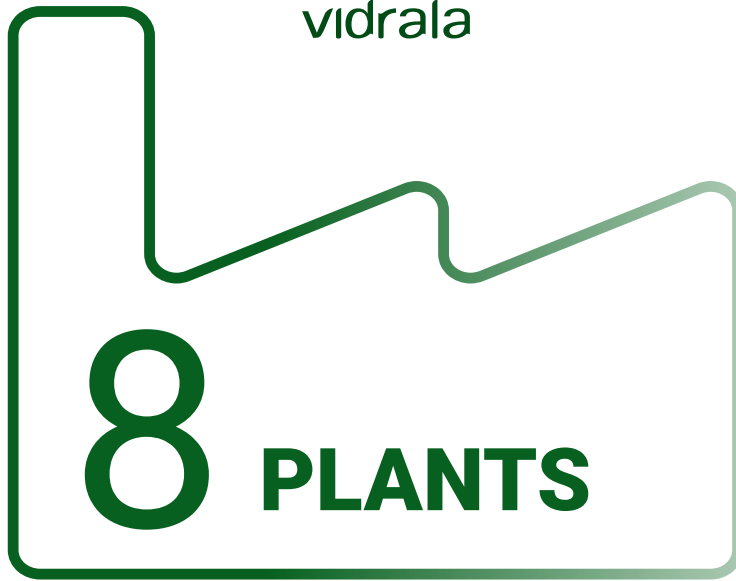
Product Catalog






vidrala

2015





**Aiala Vidrio**

Barrio Munegazo, 22  
01400 Llodio  
Spain

**Crisnova Vidrio**

Polígono Los Villares S/N  
02660 Caudete  
Spain

**Castellar Vidrio**

Berguedá, 67  
08211 Castellar del Vallés  
Spain

**Gallo Vidro**

Rua Vieira de Leiria, 1  
2430-300 Marinha Grande  
Portugal

**Vidrala Italia**

Via Alzaia Trieste, 45  
20094 Corsico  
Italy

**Md Verre**

Rue Des Ayettes, 2  
7011 Ghlin  
Belgium

**Encirc (Elton)**

Ash Road  
Elton, Cheshire  
CH2 4LF  
England

**Encirc (Derrylin)**

11 Gortahurk Road  
Tonymore, Derrylin  
Fermanagh  
BT92 9DD  
Northern Ireland

**Vidrala France  
Bureau commercial**

La Porte de Bègles 1, Quai Wilson  
33130 Bordeaux  
France



**md verre**  
vidrala

**Vidrala France**  
vidrala

**aiala vidrio**  
vidrala

**vidrala italia**  
vidrala

**gallo vidro**  
vidrala

**castellar vidrio**  
vidrala

**crisnova vidrio**  
vidrala

CODE	DESCRIPTION	FINISH	CAPACITY (ml)	HEIGHT (mm)	WEIGHT (g)	AVAILABLE COLOURS
------	-------------	--------	---------------	-------------	------------	-------------------

## SMALL & MEDIUM SIZES

1002/435	BD 18.7 cl	PP 25 H	187	171.0	145	○
1235/461	SPARKLING PICCOLO 20 cl	MCA 2	200	195.1	235	●
1399/401	BD LIGHT 25 cl BVP		250	181.5	145	●
1399/391	BD LIGHT 25 cl		250	182.0	145	●
1110/435	BD 25 cl	PP 25 H	250	198.7	200	●
1336/391	BD 25 cl	DURLA 26 SPECIAL	250	182.0	140	●
1336/401	BD 25 cl BVP	BVP 28 STD	250	182.0	140	●
1396/210	BD STD 37.5 cl	CORK 25	375	234.0	250	●
2003/242	CORK CETIE GME 50.1	CORK CETIE GME 50.1	375	239.5	275	●
4524/242	BG ASTRE 37.5 cl	CORK CETIE GME 50.1	375	246.5	365	●
1162/242	FLUTE 37.5 cl	Crown 29	375	275.0	350	●
1128/320	SPARKLING 37.5 cl	Crown 29	375	243.5	490	●
4794/242	BD HARMONIE 50 cl	CORK CETIE GME 50.1	500	300.0	420	●

## WINES BORDELAISES

1253/242	BD 75 cl	CORK CETIE GME 50.1	750	279.5	340	●
1140/242	BD VIVA 75 cl	CORK CETIE GME 50.1	750	289.5	360	●
1141/477	BD VIVA 75 cl BVS	BVS 30 H	750	288.5	360	●
1117/242	BD NOVA 75 cl	CORK CETIE GME 50.1	750	300.5	390	●
1118/477	BD NOVA 75 cl BVS	BVS 30 H	750	299.6	390	●
2000/242	BD LUX 75 cl	CORK CETIE GME 50.1	750	313.0	410	●
2001/477	BD LUX 75 cl BVS	BVS 30 H	750	312.0	410	●
1049/477	BD SOPHIE 75 cl BVS	BVS 30 H	750	307.0	440	●
1187/242	BD TRADITION LIGHT 75 cl	CORK CETIE GME 50.1	750	301.0	450	●
2010/242	BD ADAJUA 75 cl	CORK CETIE GME 50.1	750	310.0	450	●
1173/249	BD ELEGANCE 75 cl	CORK NATURAL 017	750	325.0	450	●
4732/242	BD HARMONIE 75 cl	CORK CETIE GME 50.1	750	321.0	500	●
1123/242	BD TRADITION 75 cl	CORK CETIE GME 50.1	750	301.0	520	●
1089/242	BD ELITE 75 cl	CORK CETIE GME 50.1	750	316.0	540	●
1189/477	BD ELITE 75 cl BVS	BVS 30 H	750	320.4	550	●
1057/242	BD STILUS 75 cl	CORK CETIE GME 50.1	750	325.5	560	●
4668/242	BD CLARA 75 cl	CORK CETIE GME 50.1	750	300.0	550	●
1104/242	BD ANIQUE 75 cl	CORK CETIE GME 50.1	750	299.0	650	●
1156/242	BD ELITE CONICAL 75 cl	CORK CETIE GME 50.1	750	316.0	720	●
1348/477	BD 1 LBVS	BVS 30 H	1000	299.5	410	●
2049/242	BD 2016 1 L	CORK CETIE GME 50.1	1000	300.5	440	●
1090/242	BD MAGNUM 1.5 L	CORK CETIE GME 50.1	1500	331.5	720	●
1092/242	BD MAGNUM TRADITION 1.5 L	CORK CETIE GME 50.1	1500	357.0	960	●

## WINES BURGUNDIES

1358/242	BG NOVA 75 cl	CORK CETIE GME 50.1	750	296.0	395	●
1359/477	BG NOVA 75 cl BVS	BVS 30 H	750	295.0	395	●
4690/242	BG EVOLUTION 75 cl	CORK CETIE GME 50.1	750	296.5	440	●
4691/477	BG EVOLUTION 75 cl BVS	BVS 30 H	750	295.0	440	●
2045/477	BG MERITA 75 cl BVS	BVS 30 H 60	750	296.0	485	●
4835/242	BG REGAIN 75 cl	CORK CETIE GME 50.1	750	296.0	500	●
4797/477	BG AUSTRAL 75 cl BVS	BVS 30 H	750	295.0	520	●
4554/242	BG TRADITION 75 cl	CORK CETIE GME 50.1	750	296.0	550	●
4599/241	BG CLASSIQUE 75 cl	CARRÉE	750	297.0	575	●
4717/242	BG LA DUCASSE 75 cl	CORK CETIE GME 50.1	750	293.0	650	●

## WINES FLUTES

1073/242	FLUTE 75 cl	CORK CETIE GME 50.1	750	323.5	360	●
1652/242	FLUTE EVOLUTION 75 cl	CORK CETIE GME 50.1	750	330.0	420	●
1036/242	FLUTE LOW 75 cl	CORK CETIE GME 50.1	750	323.0	500	●
2128/477	FLUTE RHENANE 75 cl BVS	BVS 30 H	750	326.5	500	●
1131/242	FLUTE HIGH 75 cl	CORK CETIE GME 50.1	750	350.5	535	●
2005/477	FLUTE 1 L BVS	BVS 30 H	1000	320.0	505	●

CODE	DESCRIPTION	FINISH	CAPACITY (ml)	HEIGHT (mm)	WEIGHT (g)	AVAILABLE COLOURS
------	-------------	--------	---------------	-------------	------------	-------------------

## WINES OTHERS

1952/411	ABMOS 1 L	BVP 31.5 H	1000	286.0	400	●
1064/242	CORK CETIE GME 50.1	CORK CETIE GME 50.1	1000	310.0	400	●
1064/411	EUROPE 1 L BVP	BVP 31.5 H	1000	316.0	400	○
1065/411	FUTURE MIL 1 L BVP	BVP 31.5 H	1000	300.6	410	○
2077/481	WINE 1 L	BVP 31.5 H	1000	315.5	450	○
1018/411	VIDRALA 1.5 L	BVP 31.5 H	1500	336.0	635	○
1065/05	FUTURA MIL 1 L	CROWN 29 EXTRA L	1000	291.5	400	○

## SPARKLING & CIDERS

1562/15	SPARKLING 75 cl	CROWN 29	750	295.1	480	○
1170/118	CIDER 75 cl	CROWN 29 CIDER	750	290.0	540	○
2600/123	CUVE CLOSE 75 cl	CROWN 29 GRANVAS	750	296.2	570	○
2115/15	CLAUDIA 75 cl	CROWN 29	750	292.0	570	○
1164/320	TRADITIONAL METHOD 75 cl	CROWN 29	750	300.0	775	○
2620/320	CUVE ELEGANCE 75 cl	CROWN 29	750	289.0	800	○
1334/320	OPERA 75 cl	CROWN 29	750	300.0	835	○
1100/320	SPARKLING 75 cl	CROWN 29	750	300.0	900	○
1142/320	OPERA PREMIUM 75 cl	CROWN 29	750	300.0	900	○
1818/320	OPERA MAGNUM 1.5 L	CROWN 29	1500	360.0	1500	○

## SPIRITS

4609/04	RHUM 50 cl VERPLAST	VERPLAST 29/21	500	242.5	300	○
4609/411	RHUM 50 cl BVP	BVP 31.5 H	500	253.9	325	○
1426/481	ENGLISH 70 cl	BVP 31.5 H 44	700	275.3	340	○
1426/490	ENGLISH 70 cl	BVP 31.5 STD.	700	275.3	340	○
1430/488	SCOTCH 70 cl	INV. 30 EXTRA H	700	292.5	375	○
1488/481	BRANDY 70 cl	BVP 31.5 H	700	263.0	390	○
1423/417	WHISKY BAIXA 70 cl	BVP 31 H	700	229.0	410	○
2782/486	NONMANDE 70 cl	BVP 30 H 60	700	268.6	440	○
1079/610	JEREZANA 70 cl	GUALA NON REILLABLE	700	287.3	450	○
1480/610	BRASILIA 70 cl	GUALA NON REILLABLE	700	273.8	450	○
1729/610	TALLADA 70 cl	GUALA NON REILLABLE	700	235.5	450	○
1428/488	GIN 70 cl	INV. 30 EXTRA H	700	232.0	515	○
4637/411	ECOSSAISE A TALON 70 cl	BVP 31.5 H	700	285.5	520	○
1416/481	SPIRAL 75 cl	BVP 31.5 H	750	282.0	360	○
1780/26A	LAUREL 75 cl	S.L.P. 31.5-H44	750	304.5	600	○
1715/610	RHUM STD 1 L	GUALA NON REILLABLE	1000	275.7	380	○
1353/490	PASTIS 1 L	BVP 31.5 STD	1000	295.0	450	●
4381/04	SYRUP TRADITION 1 L	VERPLAST 29/21	1000	304.0	495	○
4372/490	VDN STD 1L	BVP 31.5 STD	1000	306.5	495	○
4446/481	RHUM 1 L	BVP 31.5 H	1000	314.0	500	○
1080/610	MARISMA 1 L	GUALA NON REILLABLE	1000	302.3	500	○
1738/610	GIN 1 L	GUALA NON REILLABLE	1000	239.0	565	○
1770/610	ANISE STD 1 L	GUALA NON REILLABLE	1000	294.0	630	○

## OILS & VINEGARS

1973/68A	OIL 25 cl	BERICAP 31/21 VERDEDOR	250	168.8	160	○
1973/34	OIL 25 cl PP 35	PP 35 VERDEDOR	250	168.8	160	○
1971/68A	OIL 50 cl	BERICAP 31/21 VERDEDOR	500	202.9	260	○
1971/34	OIL 50 cl PP 35	PP 35 VERDEDOR	500	202.9	260	○
1974/68A	OIL 75 cl	BERICAP 31/21 VERDEDOR	750	232.5	360	●
1974/34	OIL 75 cl PP 35	PP 35 VERDEDOR	750	232.5	360	○
1972/68A	OIL 1 L	BERICAP 31/21 VERDEDOR	1000	252.5	430	○
1972/34	OIL 1 L PP 35	PP 35 VERDEDOR	1000	251.8	430	○

CODE	DESCRIPTION	FINISH	CAPACITY (ml)	HEIGHT (mm)	WEIGHT (g)	AVAILABLE COLOURS
------	-------------	--------	---------------	-------------	------------	-------------------

## OILS & VINEGARS

1932/490	SQUARE 25 cl H BVP	BVP 31.5 STD	250	207.5	255	○
1961/490	SQUARE 50 cl H BVP	BVP 31.5 STD	500	266.0	380	○
1919/490	SQUARE 75 cl BVP	BVP 31.5 STD	750	276.5	500	○
1999/490	SQUARE 1 L H BVP	BVP 31.5 STD	1000	270.0	500	○
1975/490	AGRO 50 cl BVP	BVP 31.5 STD	500	215.2	245	○
1980/490	AGRO 75 cl BVP	BVP 31.5 STD	750	230.5	310	○
1981/490	AGRO 1 L BVP	BVP 31.5 STD	1000	277.5	400	○
2940/490	QUARTZ 25 cl	BVP 31.5 STD	250	196.2	200	●
2942/490	QUARTZ 50 cl	BVP 31.5 STD	500	237.6	310	●
2946/490	QUARTZ 1 L	BVP 31.5 STD	1000	293.0	500	●

## PRESERVED FOOD

12716/504	12 PAR	TWIST OFF 53	244	129.5	170	○
12718/563	16 PAR	TWIST OFF 58	358	159.0	210	○
1232/563	SUPER 314	TWIST OFF 63	467	169.5	260	○
1230/563	SUPER 370	TWIST OFF 63	370	138.0	180	○
1260/563	SUPER 580	TWIST OFF 63	580	170.0	260	○
1210/563	A-314	TWIST OFF 63	314	117.0	165	○
1231/563	A-370	TWIST OFF 63	370	118.7	165	○
2231/563	A-370 HIGH	TWIST OFF 63	370	122.0	170	○
2250/55	V-370	TWIST OFF 77	370	93.5	175	○
1234/59	MARINATE 12	TWIST OFF 66	384	121.7	225	○
2260/55	16 REF	TWIST OFF 77	450	118.5	210	○
1270/55	VCR 720	TWIST OFF 77	720	170.8	270	○
1279/55	QUARTER	TWIST OFF 77	942	177.5	400	○

## JUICES

1668/503	FRESCOR 20 cl	TWIST OFF 38	200	142.4	125	○
1630/503	CRIZJUM 20 cl	TWIST OFF 38	200	142.0	135	○
1601/503	FRESCOR 25 cl	TWIST OFF 38	250	155.0	145	○
1659/64	FRESCOR 50 cl	TWIST OFF 48	500	192.2	225	○
1654/65	FRESCOR 75 cl	TWIST OFF 48	750	234.0	290	○
1631/64	FRESCOR 1 L	TWIST OFF 48	1000	254.0	360	○
2275/461	JUS 1 L	MCA 2	1000	272.5	420	○

## WATERS

1331/101	RUMOR 25 cl	CROWN 26 L	250	175.0	145	○
4500/461	MINERAL 25 cl	MCA 2	250	197.3	200	○
1332/101	RUMOR 50 cl	CROWN 26 L	500	215.5	260	○
3062/469	MINERALE 1 L	MCA 3	1000	310.0	470	○
4310/424	LITREH	MCA 2	1000	314.0	750	○

## BEERS












1547/101	STANDARD 25 cl	CROWN 26 L	250	176.0	145	●
1193/101	LONG NECK 25 cl	CROWN 26 L	250	207.1	210	●
2529/100	ABBEY 33 cl	CROWN 26 H	330	227.0	210	●
2601/100	APOLO 33 cl	CROWN 26 H	330	227.0	220	●
1530/101	LONG NECK 33 cl	CROWN 26 L	330	229.0	230	●
2560/103	ALE 50 cl	CROWN 26 H	500	270.0	385	●
2565/100	BREMER 65 cl	CROWN 26 H	650	280.0	485	●

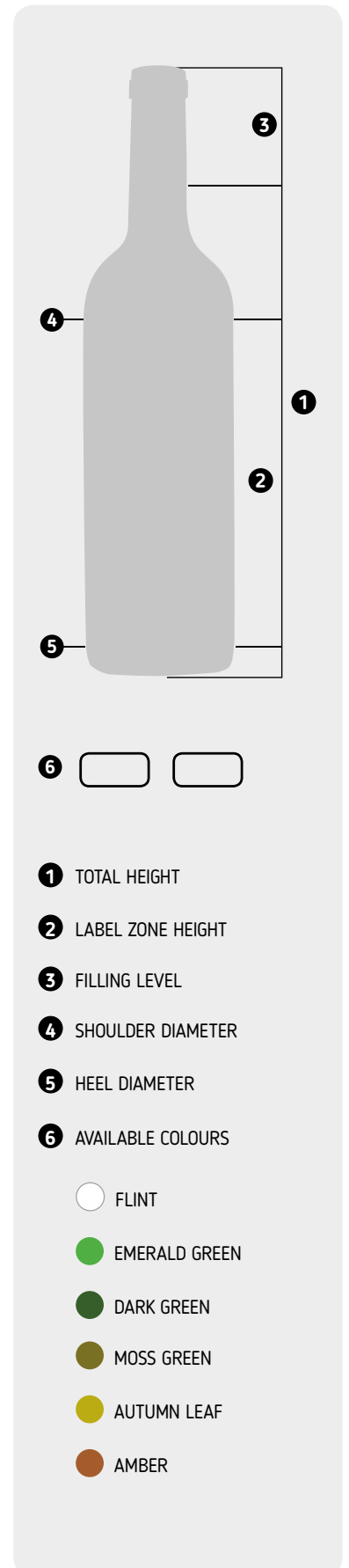
## VARIOUS

1923/101	LACTEOS 20 cl	CROWN 26 L	200	157.5	130	○
1534/101	MULTI 25 cl	CROWN 26 L	250	163.0	145	●
1951/457	MULTI 1 L	FLAVOR LOCK (M.C.A. 1)	1000	275.6	500	●

○ FLINT

## INDEX

	<b>SMALL &amp; MEDIUM SIZES</b> .....	<b>7</b>
	<b>WINES BORDELAISES</b> .....	<b>8</b>
	<b>WINES BURGUNDIES</b> .....	<b>10</b>
	<b>WINES FLUTES</b> .....	<b>11</b>
	<b>WINES OTHERS</b> .....	<b>11</b>
	<b>SPARKLINGS &amp; CIDERS</b> .....	<b>12</b>
	<b>SPIRITS</b> .....	<b>13</b>
	<b>OILS &amp; VINEGARS</b> .....	<b>15</b>
	<b>PRESERVED FOOD</b> .....	<b>17</b>
	<b>JUICES</b> .....	<b>18</b>
	<b>WATERS</b> .....	<b>18</b>
	<b>BEERS</b> .....	<b>19</b>
	<b>VARIOUS</b> .....	<b>19</b>



## SMALL &amp; MEDIUM SIZES









	1002/435 <b>BD 18.7 cl</b>	1325/461 <b>SPARKLING PICCOLO 20 cl</b>	1399/401 <b>BD LIGHT 25 cl BVP</b>	1399/391 <b>BD LIGHT 25 cl</b>	1110/435 <b>BD 25 cl</b>	1336/391 - 1336/401 <b>BG 25 cl</b>
CAPACITY	18.7 cl	20 cl	25 cl	25 cl	25 cl	25 cl
FINISH	P.P. 25 H	MCA 2	BVP 28 STD	Dupla 26 Special (NN)	P.P. 25 H	Dupla 26 Special BVP 28 STD
WEIGHT	145 g	235 g	145 g	145 g	200 g	140 g
HEIGHT	171 mm	195.1 mm	181.5 mm	182 mm	198.7 mm	182 mm
SHOULDER/HEEL DIAMETER	52.2 / 52.2 mm	55 / 55 mm	55.8 / 55.8 mm	55.8 / 55.8 mm	56 / 56 mm	56.2 / 56.2 mm
LABEL ZONE HEIGHT	78 mm	72.4 mm	84 mm	84 mm	93.5 mm	68 mm
FILLING LEVEL	41 mm		25 mm	25 mm	42 mm	25 mm
COLOURS	<input type="checkbox"/> <input checked="" type="checkbox"/>	<input checked="" type="checkbox"/>	<input type="checkbox"/> <input checked="" type="checkbox"/>	<input checked="" type="checkbox"/>	<input type="checkbox"/> <input checked="" type="checkbox"/>	<input checked="" type="checkbox"/>









	1396/210 <b>BD STD 37.5 cl</b>	2003/242 <b>BD 37.5 cl</b>	4524/242 <b>BG ASTRE 37.5 cl</b>	1162/242 <b>FLUTE 37.5 cl</b>	1128/320 <b>SPARKLING 37.5 cl</b>	4794/242 <b>BD HARMONIE 50 cl</b>
CAPACITY	37.5 cl	37.5 cl	37.5 cl	37.5 cl	37.5 cl	50 cl
FINISH	Cork 25	Cork CETIE GME 50.1	Cork CETIE GME 50.1	Cork CETIE GME 50.1	Crown 29	Cork CETIE GME 50.1
WEIGHT	250 g	275 g	365 g	350 g	490 g	420 g
HEIGHT	234 mm	239.5 mm	246.5 mm	275 mm	243.5 mm	300 mm
SHOULDER/HEEL DIAMETER	61 / 61 mm	60.2 / 60.2 mm	66 / 66 mm	60.6 / 60.6 mm	70.5 / 70.5 mm	62.3 / 62.3 mm
LABEL ZONE HEIGHT	120 mm	129 mm	80 mm	80 mm	78.5 mm	179 mm
FILLING LEVEL	50 mm	50 mm	55 mm	50 mm	58 mm	55 mm
COLOURS	<input checked="" type="checkbox"/>	<input type="checkbox"/> <input checked="" type="checkbox"/>	<input type="checkbox"/> <input checked="" type="checkbox"/>	<input type="checkbox"/> <input checked="" type="checkbox"/>	<input checked="" type="checkbox"/>	<input type="checkbox"/> <input checked="" type="checkbox"/>

WINES  
BORDELAISES



	1253/242 <b>BD 75 cl</b>	1140/242 <b>BD VIVA 75 cl</b>	1141/477 <b>BD VIVA 75 cl BVS</b>	1117/242 <b>BD NOVA 75 cl</b>	1118/477 <b>BD NOVA 75 cl BVS</b>	2000/242 <b>BD LUX 75 cl</b>
CAPACITY	75 cl	75 cl	75 cl	75 cl	75 cl	75 cl
FINISH	Cork CETIE GME 50.1	Cork CETIE GME 50.1	BVS 30 H	Cork CETIE GME 50.1	BVS 30 H	Cork CETIE GME 50.1
WEIGHT	340 g	360 g	360 g	390 g	390 g	410 g
HEIGHT	279.5 mm	289.5 mm	288.5 mm	300.5 mm	299.5 mm	313 mm
SHOULDER/HEEL DIAMETER	76.4 / 76.4 mm	74.6 / 74.6 mm	75 / 75 mm	75.2 / 75.2 mm	75.2 / 75.2 mm	72.4 / 72.4 mm
LABEL ZONE HEIGHT	145.5 mm	159 mm	130 mm	134 mm	133.5 mm	152.5 mm
FILLING LEVEL	63 mm	63 mm	45 mm	63 mm	45 mm	63 mm
COLOURS						



	2001/477 <b>BD LUX 75 cl BVS</b>	1049/477 <b>BD SOPHIE 75 cl BVS</b>	1187/242 <b>BD TRADITION LIGHT 75 cl</b>	2010/242 <b>BD ADALIA 75 cl</b>	1173/249 <b>BD ELEGANCE 75 cl</b>	4732/242 <b>BD HARMONIE 75 cl</b>
CAPACITY	75 cl	75 cl	75 cl	75 cl	75 cl	75 cl
FINISH	BVS 30 H	BVS 30 H	Cork CETIE GME 50.1	Cork CETIE GME 50.1	Cork Natural Ø17	Cork CETIE GME 50.1
WEIGHT	410 g	440 g	450 g	450 g	450 g	500 g
HEIGHT	312 mm	307 mm	301 mm	310 mm	325 mm	321 mm
SHOULDER/HEEL DIAMETER	72.5 / 72.5 mm	75.5 / 75.5 mm	75.2 / 75.2 mm	74.1 / 74.1 mm	72.5 / 72.5 mm	72.5 / 72.5 mm
LABEL ZONE HEIGHT	152.5 mm	152 mm	166.7 mm	157.5 mm	164.5 mm	186 mm
FILLING LEVEL	45 mm	55 mm	63 mm	55 mm	63 mm	55 mm
COLOURS						








	1123/242 <b>BD TRADITION 75 cl</b>	1089/242 <b>BD ELITE 75 cl</b>	1189/477 <b>BD ELITE 75 cl BVS</b>	1057/242 <b>BD STILUS 75 cl</b>	4868/242 <b>BD CLARA 75 cl</b>	1104/242 <b>BD ANTIQUE 75 cl</b>
CAPACITY	75 cl	75 cl	75 cl	75 cl	75 cl	75 cl
FINISH	Cork CETIE GME 50.1	Cork CETIE GME 50.1	BVS 30 H	Cork CETIE GME 50.1	Cork CETIE GME 50.1	Cork CETIE GME 50.1
WEIGHT	520 g	540 g	550 g	560 g	550 g	650 g
HEIGHT	301 mm	316 mm	320.4 mm	325.5 mm	300 mm	299 mm
SHOULDER/HEEL DIAMETER	75.6 / 75.6 mm	75 / 75 mm	75 / 75 mm	74 / 74 mm	80 / 74 mm	81.5 / 75.5 mm
LABEL ZONE HEIGHT	170.5 mm	178.8 mm	179 mm	184 mm	176.5 mm	174.5 mm
FILLING LEVEL	63 mm	63 mm	45 mm	63 mm	63 mm	63 mm
COLOURS	<input type="checkbox"/> <input checked="" type="checkbox"/> <input checked="" type="checkbox"/>	<input type="checkbox"/> <input checked="" type="checkbox"/> <input checked="" type="checkbox"/>	<input type="checkbox"/> <input checked="" type="checkbox"/>	<input type="checkbox"/> <input checked="" type="checkbox"/> <input checked="" type="checkbox"/>	<input checked="" type="checkbox"/>	<input type="checkbox"/> <input checked="" type="checkbox"/>








	1156/242 <b>BD ELITE CONICAL 75 cl</b>	1348/477 <b>BD 1 L BVS</b>	2049/242 <b>BD 2016 1 L</b>	1090/242 <b>BD MAGNUM 1.5 L</b>	1092/242 <b>BD MAGNUM TRADITION 1.5 L</b>
CAPACITY	75 cl	100 cl	100 cl	150 cl	150 cl
FINISH	Cork CETIE GME 50.1	BVS 30 H	Cork CETIE GME 50.1	Cork CETIE GME 50.1	Cork CETIE GME 50.1
WEIGHT	720 g	410 g	440 g	720 g	980 g
HEIGHT	316 mm	299.5 mm	300.5 mm	331.5 mm	357 mm
SHOULDER/HEEL DIAMETER	81 / 74 mm	85 / 85 mm	85 / 85 mm	98.9 / 98.9 mm	98.9 / 98.9 mm
LABEL ZONE HEIGHT	177.5 mm	150.7 mm	157.5 mm	178.5 mm	190.3 mm
FILLING LEVEL	63 mm	69 mm	68 mm	75 mm	75 mm
COLOURS	<input checked="" type="checkbox"/> <input checked="" type="checkbox"/>	<input type="checkbox"/> <input checked="" type="checkbox"/>	<input type="checkbox"/> <input checked="" type="checkbox"/> <input checked="" type="checkbox"/>	<input type="checkbox"/> <input checked="" type="checkbox"/>	<input checked="" type="checkbox"/>



	1358/242 <b>BG NOVA 75 cl</b>	1359/477 <b>BG NOVA 75 cl BVS</b>	4690/242 <b>BG EVOLUTION 75 cl</b>	4691/477 <b>BG EVOLUTION 75 cl BVS</b>	2045/477 <b>BG MERITA 75 cl BVS</b>
CAPACITY	75 cl	75 cl	75 cl	75 cl	75 cl
FINISH	Cork CETIE GME 50.1	BVS 30 H	Cork CETIE GME 50.1	BVS 30 H	BVS 30H 60
WEIGHT	395 g	395 g	440 g	440 g	485 g
HEIGHT	296 mm	295 mm	296.5 mm	295 mm	296 mm
SHOULDER/HEEL DIAMETER	80.3 / 80.3 mm	80.3 / 80.3 mm	81.2 / 81.2 mm	81.2 / 81.2 mm	85.5 / 85.5 mm
LABEL ZONE HEIGHT	103 mm	102 mm	101 mm	103 mm	86 mm
FILLING LEVEL	63 mm	45 mm	55 mm	59.5 mm	55 mm
COLOURS					



	4835/242 <b>BG REGAIN 75 cl</b>	4797/477 <b>BG AUSTRAL 75 cl BVS</b>	4554/242 <b>BG TRADITION 75 cl</b>	4599/241 <b>BG CLASSIQUE 75 cl</b>	4717/242 <b>BG LA DUCASSE 75 cl</b>
CAPACITY	75 cl	75 cl	75 cl	75 cl	75 cl
FINISH	Cork CETIE GME 50.1	BVS 30 H	Cork CETIE GME 50.1	Carrée	Cork CETIE GME 50.1
WEIGHT	500 g	520 g	550 g	575 g	650 g
HEIGHT	296 mm	295 mm	296 mm	297 mm	293 mm
SHOULDER/HEEL DIAMETER	85 / 85 mm	82.2 / 82.2 mm	81.7 / 81.7 mm	82.2 / 82.2 mm	89 / 89 mm
LABEL ZONE HEIGHT	89 mm	109.4 mm	115 mm	107 mm	91.5 mm
FILLING LEVEL	63 mm	59.5 mm	55 mm	63 mm	63 mm
COLOURS					



	1073/242 <b>FLUTE 75 cl</b>	1652/242 <b>FLUTE EVOLUTION 75 cl</b>	1036/242 <b>FLUTE LOW 75 cl</b>	2128/477 <b>FLUTE RHENANE 75 cl BVS</b>	1131/242 <b>FLUTE HIGH 75 cl</b>	2005/477 <b>FLUTE 1 L BVS</b>
CAPACITY	75 cl	75 cl	75 cl	75 cl	75 cl	100 cl
FINISH	Cork CETIE GME 50.1	Cork CETIE GME 50.1	Cork CETIE GME 50.1	BVS 30 H	Cork CETIE GME 50.1	BVS 30 H
WEIGHT	360 g	420 g	500 g	500 g	535 g	505 g
HEIGHT	323.5 mm	330 mm	323 mm	326.5 mm	350.5 mm	320 mm
SHOULDER/HEEL DIAMETER	75.7 / 75.7 mm	75 / 75 mm	78.8 / 78.8 mm	77.2 / 77.2 mm	76.1 / 76.1 mm	86.3 / 86.3 mm
LABEL ZONE HEIGHT	81 mm	105 mm	81 mm	84 mm	99.5 mm	107 mm
FILLING LEVEL	63 mm	55 mm	63 mm	30 mm	63 mm	55 mm
COLOURS	<input type="checkbox"/> <input checked="" type="checkbox"/> <input checked="" type="checkbox"/>	<input type="checkbox"/> <input checked="" type="checkbox"/> <input checked="" type="checkbox"/>	<input type="checkbox"/>	<input type="checkbox"/>	<input type="checkbox"/> <input checked="" type="checkbox"/>	<input checked="" type="checkbox"/>



	1952/411 <b>AEMOS 1 L</b>	1064/242 - 1064/411 <b>EUROPE 1 L EUROPE 1 L BVP</b>	1065/411 <b>FUTURE MIL 1 L BVP</b>	2077/481 <b>WINE 1 L</b>	1018/411 <b>VIDRALA 1.5 L</b>	1065/05 <b>FUTURA MIL 1 L</b>
CAPACITY	100 cl	100 cl	100 cl	100 cl	150 cl	100 cl
FINISH	BVP 31.5 H	Cork CEITE GME 50.1 BVP 31.5 H	BVP 31.5 H	BVP 31.5 H	BVP 31.5 H	Coroa 29 Extra Baixa
WEIGHT	400 g	400 g	410 g	450 g	635 g	400 g
HEIGHT	286 mm	310 mm / 316 mm	300.6 mm	315.5 mm	336 mm	291.5 mm
SHOULDER/HEEL DIAMETER	87 / 87 mm	88 / 88 mm	85.6 / 85.6 mm	81.3 / 81.3 mm	98.9 / 98.9 mm	85.6 / 85.6 mm
LABEL ZONE HEIGHT	100 mm	97 mm	124.5 mm	171 mm	156.9 mm	124.5 mm
FILLING LEVEL	61 mm	70 mm / 75 mm	77 mm	66 mm	75 mm	68 mm
COLOURS	<input checked="" type="checkbox"/>	<input checked="" type="checkbox"/> / <input type="checkbox"/> <input checked="" type="checkbox"/>	<input type="checkbox"/> <input checked="" type="checkbox"/>	<input type="checkbox"/> <input checked="" type="checkbox"/>	<input checked="" type="checkbox"/>	<input checked="" type="checkbox"/>

# SPARKLING & CIDERS



	1562/15 <b>SPARKLING 75 cl</b>	1170/118 <b>CIDER 75 cl</b>	2600/123 <b>CUVE CLOSE 75 cl</b>	2115/15 <b>CLAUDIA 75 cl</b>	1164/320 <b>TRADITIONAL METHOD 75 cl</b>
CAPACITY	75 cl	75 cl	75 cl	75 cl	75 cl
FINISH	Crown 29	Crown 29 Cider	Crown 29 Granvas	Crown 29	Crown 29
WEIGHT	480 g	540 g	570 g	570 g	775 g
HEIGHT	295.1 mm	290 mm	296.2 mm	292.0 mm	300 mm
SHOULDER/HEEL DIAMETER	80.7 / 80.7 mm	82.8 / 82.8 mm	84 / 84 mm	92 / 85.4 mm	85.9 / 85.9 mm
LABEL ZONE HEIGHT	95 mm	99 mm	95 mm	73 mm	99 mm
FILLING LEVEL	87 mm	83 mm	90 mm	95 mm	72 mm
COLOURS	<input type="checkbox"/> <input checked="" type="checkbox"/>	<input type="checkbox"/> <input checked="" type="checkbox"/>	<input type="checkbox"/> <input checked="" type="checkbox"/>	<input type="checkbox"/> <input checked="" type="checkbox"/>	<input type="checkbox"/> <input checked="" type="checkbox"/>



	2620/320 <b>CUVE ELEGANCE 75 cl</b>	1334/320 <b>OPERA 75 cl</b>	1100/320 <b>SPARKLING 75 cl</b>	1142/320 <b>OPERA PREMIUM 75 cl</b>	1818/320 <b>OPERA MAGNUM 1.5 L</b>
CAPACITY	75 cl	75 cl	75 cl	75 cl	150 cl
FINISH	Crown 29	Crown 29	Crown 29	Crown 29	Crown 29
WEIGHT	800 g	835 g	900 g	900 g	1500 g
HEIGHT	289 mm	300 mm	300 mm	300 mm	360 mm
SHOULDER/HEEL DIAMETER	94.5 / 85.7 mm	88.2 / 88.2 mm	88.4 / 88.4 mm	96.1 / 96.1 mm	113 / 113 mm
LABEL ZONE HEIGHT	72 mm	95 mm	99.25 mm	95 mm	113 mm
FILLING LEVEL	87 mm	72 mm	72 mm	82 mm	90 mm
COLOURS	<input type="checkbox"/>	<input checked="" type="checkbox"/>	<input type="checkbox"/> <input checked="" type="checkbox"/>	<input checked="" type="checkbox"/>	<input checked="" type="checkbox"/>



	4609/04 <b>RHUM 50 cl VERPLAST</b>	4609/411 <b>RHUM 50 cl BVP</b>	1426/481 - 1426/490 <b>ENGLISH 70 cl</b>	2720/481 <b>BAHIA 70 cl</b>	1430/488 <b>SCOTCH 70 cl</b>	1488/481 <b>BRANDY 70 cl</b>
CAPACITY	50 cl	50 cl	70 cl	70 cl	70 cl	70 cl
FINISH	VERPLAST 29/21	BVP 31.5 H	BVP 31.5 H 44 BVP 31.5 STD.	BVP 31.5 H 44	INV. 30 Extra H	BVP 31.5 H
WEIGHT	300 g	325 g	340 g	360 g	375 g	390 g
HEIGHT	242.5 mm	253.9 mm	275.3 mm	284 mm	292.5 mm	263 mm
SHOULDER/HEEL DIAMETER	68.3 / 68.3 mm	68.3 / 68.3 mm	75.5 / 75.5 mm	74.3 / 74.3 mm	73.7 / 73 mm	83.2 / 83.2 mm
LABEL ZONE HEIGHT	118.9 mm	118.9 mm	130.3 mm	120 mm	147 mm	93 mm
FILLING LEVEL	55 mm	55 mm	59 mm	48 mm	60 mm	59 mm
COLOURS	<input type="checkbox"/>	<input type="checkbox"/>	<input type="checkbox"/>	<input type="checkbox"/>	<input type="checkbox"/> <input checked="" type="checkbox"/>	<input checked="" type="checkbox"/>



	1423/417 <b>WHISKY BAIXA 70 cl</b>	2782/486 <b>NORMANDE 70 cl</b>	1079/610 <b>JEREZANA 70 cl</b>	1480/610 <b>BRASILIA 70 cl</b>	1729/610 <b>TALLADA 70 cl</b>	1428/488 <b>GIN 70 cl</b>
CAPACITY	70 cl	70 cl	70 cl	70 cl	70 cl	70 cl
FINISH	BVP 31 H	BVP 30 H 60	Guala Non refillable	Guala Non refillable	Guala Non refillable	INV. 30 Extra H
WEIGHT	410 g	440 g	450 g	450 g	450 g	515 g
HEIGHT	229 mm	268.6 mm	287.3 mm	273.8 mm	235.5 mm	232 mm
SHOULDER/HEEL DIAMETER	91 / 89 mm	86.3 / 84.3 mm	76 / 76 mm	79.9 / 79.9 mm	88.8 / 88.8 mm	91 / 91 mm
LABEL ZONE HEIGHT	90.5 mm	90 mm	131 mm	125 mm	93.7 mm	131 mm
FILLING LEVEL	63 mm	66 mm	55 mm			63 mm
COLOURS	<input type="checkbox"/>	<input type="checkbox"/>	<input type="checkbox"/> <input checked="" type="checkbox"/>	<input type="checkbox"/>	<input type="checkbox"/>	<input type="checkbox"/>



# SPIRITS



	4637/411 <b>ECOSSAISE A TALON 70 cl</b>	1416/481 <b>SPIRAL 75 cl</b>	1780/26A <b>LAUREL 75 cl</b>	1715/610 <b>RHUM STD 1 L</b>	1353/490 <b>PASTIS 1 L</b>	4381/04 <b>SYRUP TRADITION 1 L</b>
CAPACITY	70 cl	75 cl	75 cl	100 cl	100 cl	100 cl
FINISH	BVP 31.5 H	BVP 31.5 H	S.L.P 31.5-H44	Guala Non refillable	BVP 31.5 STD	Verplast 29/21
WEIGHT	520 g	360 g	600 g	380 g	450 g	495 g
HEIGHT	285.5 mm	282 mm	304.5 mm	275.7 mm	295 mm	304 mm
SHOULDER/HEEL DIAMETER	88.5 / 88.5 mm	70.2 / 77 mm	85.5 / 85.5 mm	85.8 / 85.8 mm	86 / 86 mm	85.4 / 85.4 mm
LABEL ZONE HEIGHT	92.2 mm	131 mm	119.9 mm	140 mm	129.5 mm	144 mm
FILLING LEVEL	57 mm	43 mm			66 mm	74 mm
COLOURS	<input type="checkbox"/>	<input type="checkbox"/>	<input type="checkbox"/>	<input type="checkbox"/>	<input checked="" type="checkbox"/>	<input type="checkbox"/>



	4372/490 <b>VDN STD 1L</b>	4446/481 <b>RHUM 1 L</b>	1080/610 <b>MARISMA 1 L</b>	1738/610 <b>GIN 1 L</b>	1770/610 <b>ANIS STD 1 L</b>
CAPACITY	100 cl	100 cl	100 cl	100 cl	100 cl
FINISH	BVP 31.5 STD	BVP 31.5 H	Guala Non refillable	Guala Non refillable	Guala Non refillable
WEIGHT	495 g	500 g	500 g	565 g	630 g
HEIGHT	306.5 mm	314 mm	302.3 mm	239 mm	294 mm
SHOULDER/HEEL DIAMETER	84 / 84 mm	84.7 / 84.7 mm	84.9 / 84.9 mm	99.9 / 99.9 mm	84 / 84 mm
LABEL ZONE HEIGHT	165.5 mm	149 mm	140 mm	148.9 mm	169.1 mm
FILLING LEVEL	65 mm	55 mm			
COLOURS	<input type="checkbox"/>	<input type="checkbox"/>	<input type="checkbox"/>	<input type="checkbox"/>	<input type="checkbox"/>



# OILS & VINEGARS



	1973/68A - 1973/34 <b>OIL 25 cl</b>	1971/68A <b>OIL 50 cl</b>	1971/34 <b>OIL 50 cl P.P. 35</b>	1974/68A - 1974/34 <b>OIL 75 cl</b>	1972/68A <b>OIL 1 L</b>	1972/34 <b>OIL 1 L P.P. 35</b>
CAPACITY	25 cl	50 cl	50 cl	75 cl	100 cl	100 cl
FINISH	Bericap 31/21 Vertedor P.P. 35 Vertedor	Bericap 31/21 Vertedor	P.P. 35 Vertedor	Bericap 31/21 Vertedor P.P. 35 Vertedor	Bericap 31/21 Vertedor	P.P. 35 Vertedor
WEIGHT	160 g	260 g	260 g	360 g	430 g	430 g
HEIGHT	168.8 mm	202.9 mm	202.9 mm	232.5 mm	252.5 mm	251.8 mm
SHOULDER/HEEL DIAMETER	53 / 53 mm	66.5 / 66.5 mm	66.5 / 66.5 mm	75.5 / 75.5 mm	82.6 / 82.6 mm	82.9 / 82.9 mm
LABEL ZONE HEIGHT	80 mm	107 mm	107 mm	121 mm	126 mm	126 mm
FILLING LEVEL		49 mm	49 mm	48 mm	53 mm	53 mm
COLOURS	<input type="checkbox"/>	<input type="checkbox"/>	<input type="checkbox"/> <input checked="" type="checkbox"/>	<input type="checkbox"/>	<input type="checkbox"/>	<input type="checkbox"/> <input checked="" type="checkbox"/>









	1932/490 <b>SQUARE 25 cl H BVP</b>	1961/490 <b>SQUARE 50 cl H BVP</b>	1919/490 <b>SQUARE 75 cl BVP</b>	1999/490 <b>SQUARE 1L H BVP</b>
CAPACITY	25 cl	50 cl	75 cl	100 cl
FINISH	BVP 31.5 STD	BVP 31.5 STD	BVP 31.5 STD	BVP 31.5 STD
WEIGHT	255 g	380 g	500 g	500 g
HEIGHT	207.5 mm	266 mm	276.5 mm	270 mm
SHOULDER/HEEL DIAMETER	46.6 / 46.6 mm	57.5 / 57.5 mm	68.1 / 68.1 mm	80.2 / 80.2 mm
LABEL ZONE HEIGHT	142.5 mm	158 mm	165 mm	145 mm
FILLING LEVEL	39.5 mm	62 mm	55 mm	
COLOURS	<input type="checkbox"/> <input checked="" type="checkbox"/>	<input type="checkbox"/> <input checked="" type="checkbox"/>	<input type="checkbox"/> <input checked="" type="checkbox"/>	<input type="checkbox"/> <input checked="" type="checkbox"/>



**OILS  
& VINEGARS**



	1975/490 <b>AGRO 50 cl BVP</b>	1980/490 <b>AGRO 75 cl BVP</b>	1981/490 <b>AGRO 1 L BVP</b>	2940/490 <b>QUARTZ 25 cl</b>	2942/490 <b>QUARTZ 50 cl</b>	2946/490 <b>QUARTZ 1 L</b>
CAPACITY	50 cl	75 cl	100 cl	25 cl	50 cl	100 cl
FINISH	BVP 31.5 STD	BVP 31.5 STD	BVP 31.5 STD	BVP 31.5 STD	BVP 31.5 STD	BVP 31.5 STD
WEIGHT	245 g	310 g	400 g	200 g	310 g	500 g
HEIGHT	215.2 mm	250.5 mm	277.5 mm	196.2 mm	237.6 mm	295 mm
SHOULDER/HEEL DIAMETER	71.8 / 71.8 mm	81.6 / 81.6 mm	88.9 / 88.9 mm	50.4 / 50.4 mm	65.4 / 65.4 mm	83 / 83 mm
LABEL ZONE HEIGHT	76 mm	107.5 mm	113 mm	91.2 mm	109 mm	138.4 mm
FILLING LEVEL		52 mm	60 mm	43 mm	56 mm	78 mm
COLOURS						





	1276/504 <b>8 PAR</b>	1277/521 <b>12 PAR</b>	1278/563 <b>16 PAR</b>	1279/55 <b>QUARTER</b>	1232/563 <b>SUPER 314</b>	1230/563 <b>SUPER 370</b>	1260/563 <b>SUPER 580</b>
CAPACITY	244 ml	358 ml	467 ml	942 ml	314 ml	370 ml	580 ml
FINISH	Twist Off 53	Twist Off 58	Twist Off 63	Twist Off 77	Twist Off 63	Twist Off 63	Twist Off 63
WEIGHT	170 g	210 g	260 g	400 g	180 g	180 g	260 g
HEIGHT	129.5 mm	153 mm	169.5 mm	177.5 mm	131 mm	138 mm	170 mm
SHOULDER/HEEL DIAMETER	57.8 / 57.8 mm	62.9 / 62.9 mm	67.1 / 67.1 mm	93 / 93 mm	67.7 / 67.7 mm	69.5 / 69.5 mm	76 / 76 mm
LABEL ZONE HEIGHT	92.5 mm	112 mm	127 mm	104 mm	66 mm	55 mm	75 mm
COLOURS	<input type="checkbox"/>	<input type="checkbox"/>	<input type="checkbox"/>	<input type="checkbox"/>	<input type="checkbox"/>	<input type="checkbox"/>	<input type="checkbox"/>



	1210/563 <b>A-314</b>	1231/563 <b>A-370</b>	2231/563 <b>A-370 HIGH</b>	2250/55 <b>V-370</b>	1234/59 <b>MARINATE 12</b>	2260/55 <b>16 REF</b>	1270/55 <b>VCR 720</b>
CAPACITY	314 ml	370 ml	370 ml	370 ml	384 ml	450 ml	720 ml
FINISH	Twist Off 63	Twist Off 63	Twist Off 63	Twist Off 77	Twist Off 66	Twist Off 77	Twist Off 77
WEIGHT	165 g	165 g	170 g	175 g	225 g	210 g	270 g
HEIGHT	117 mm	118.7 mm	122 mm	93.5 mm	121.7 mm	113.5 mm	170.8 mm
SHOULDER/HEEL DIAMETER	67 / 67 mm	72 / 72 mm	71.3 / 71.3 mm	80.2 / 80.2 mm	69 / 69 mm	80 / 80 mm	80.4 / 80.4 mm
LABEL ZONE HEIGHT	72.65 mm	76 mm	69.3 mm	58 mm	77.7 mm	67 mm	129.5 mm
COLOURS	<input type="checkbox"/>	<input type="checkbox"/>	<input type="checkbox"/>	<input type="checkbox"/>	<input type="checkbox"/>	<input type="checkbox"/>	<input type="checkbox"/>

# JUICES





	1668/503 <b>FRESCOR 20 cl</b>	1630/503 <b>CRISZUM 20 cl</b>	1601/503 <b>FRESCOR 25 cl</b>	1659/64 <b>FRESCOR 50 cl</b>	1654/65 <b>FRESCOR 75 cl</b>	1631/64 <b>FRESCOR 1 L</b>	2275/461 <b>JUS 1 L</b>
CAPACITY	20 cl	20 cl	25 cl	50 cl	75 cl	100 cl	100 cl
FINISH	Twist Off 38	Twist Off 38	Twist Off 38	Twist Off 48	Twist Off 48	Twist Off 48	MCA 2
WEIGHT	125 g	135 g	145 g	225 g	290 g	360 g	420 g
HEIGHT	142.4 mm	142 mm	155 mm	192.2 mm	234 mm	254 mm	272.5 mm
SHOULDER/HEEL DIAMETER	54.1 / 54.1 mm	54.8 / 54.8 mm	58.1 / 58.1 mm	70.9 / 70.3 mm	79.4 / 79.4 mm	88 / 88 mm	83.7 / 83.7 mm
LABEL ZONE HEIGHT	62 mm	58 mm	56 mm	81.2 mm	96 mm	108 mm	148.6 mm
FILLING LEVEL	35 mm		22 mm	13 mm			53 mm
COLOURS	<input type="checkbox"/>	<input type="checkbox"/>	<input type="checkbox"/>	<input type="checkbox"/>	<input type="checkbox"/>	<input type="checkbox"/>	<input type="checkbox"/>

# WATERS






	1331/101 <b>RUMOR 25 cl</b>	4500/461 <b>MINERAL 25 cl</b>	1332/101 <b>RUMOR 50 cl</b>	3062/469 <b>MINERALE 1 L</b>	4310/424 <b>LITRE H</b>
CAPACITY	25 cl	25 cl	50 cl	100 cl	100 cl
FINISH	Crown 26 L	MCA 2	Crown 26 L	MCA 3	MCA 2
WEIGHT	145 g	200 g	260 g	470 g	750 g
HEIGHT	175 mm	197.3 mm	215.5 mm	310 mm	314 mm
SHOULDER/HEEL DIAMETER	56 / 56 mm	54.8 / 54.8 mm	71 / 71 mm	84.4 / 84.4 mm	87.1 / 87.1 mm
LABEL ZONE HEIGHT	65 mm	63 mm	81 mm	116 mm	130 mm
FILLING LEVEL		42 mm		60 mm	
COLOURS	<input type="checkbox"/>	<input type="checkbox"/>	<input type="checkbox"/>	<input type="checkbox"/>	<input type="checkbox"/>



	1547/101 <b>STANDARD</b> 25 cl	1193/101 <b>LONG NECK</b> 25 cl	2529/100 <b>ABBEY</b> 33 cl	2601/100 <b>APOLO</b> 33 cl	1530/101 <b>LONG NECK</b> 33 cl	2560/103 <b>ALE</b> 50 cl	2565/100 <b>BREMER</b> 65 cl
CAPACITY	25 cl	25 cl	33 cl	33 cl	33 cl	50 cl	65 cl
FINISH	Crown 26 L	Crown 26 L	Crown 26 H	Crown 26 H	Crown 26 L	Crown 26 H	Crown 26 H
WEIGHT	145 g	210 g	210 g	220 g	230 g	385 g	485 g
HEIGHT	176 mm	207.1 mm	227 mm	227 mm	229 mm	270 mm	280 mm
SHOULDER/HEEL DIAMETER	58.8 / 58.8 mm	57 / 57 mm	60.2 / 60.2 mm	59.4 / 59.4 mm	59.8 / 59.8 mm	68.7 / 68.7 mm	76.6 / 76.6 mm
LABEL ZONE HEIGHT	67 mm	73.3 mm	88 mm	86 mm	92 mm	116 mm	116 mm
FILLING LEVEL		52 mm	47 mm	45 mm		60 mm	52 mm
COLOURS					 		



	1923/101 <b>LACTEOS 20 cl</b>	1534/101 <b>MULTI 25 cl</b>	1951/457 <b>MULTI 1 L</b>
CAPACITY	20 cl	25 cl	100 cl
FINISH	Crown 26 L	Crown 26 L	Flavor Lock (M.C.A. 1)
WEIGHT	130 g	145 g	500 g
HEIGHT	157.5 mm	163 mm	275.6 mm
SHOULDER/HEEL DIAMETER	55.2 / 55.2 mm	59.3 / 59.3 mm	88.8 / 88.8 mm
LABEL ZONE HEIGHT	62 mm	74 mm	92 mm
FILLING LEVEL	49 mm	40 mm	62 mm
COLOURS			



# vidrala

Vidrala Group  
Barrio Munegazo. 22  
01400 Llodio  
(Alava/Spain)

Tel: +34 946 719 715  
Fax: +34 946 719 717

[export@vidrala.com](mailto:export@vidrala.com)

[www.vidrala.com](http://www.vidrala.com)



**ENDLESS LIVES  
OF GLASS**